

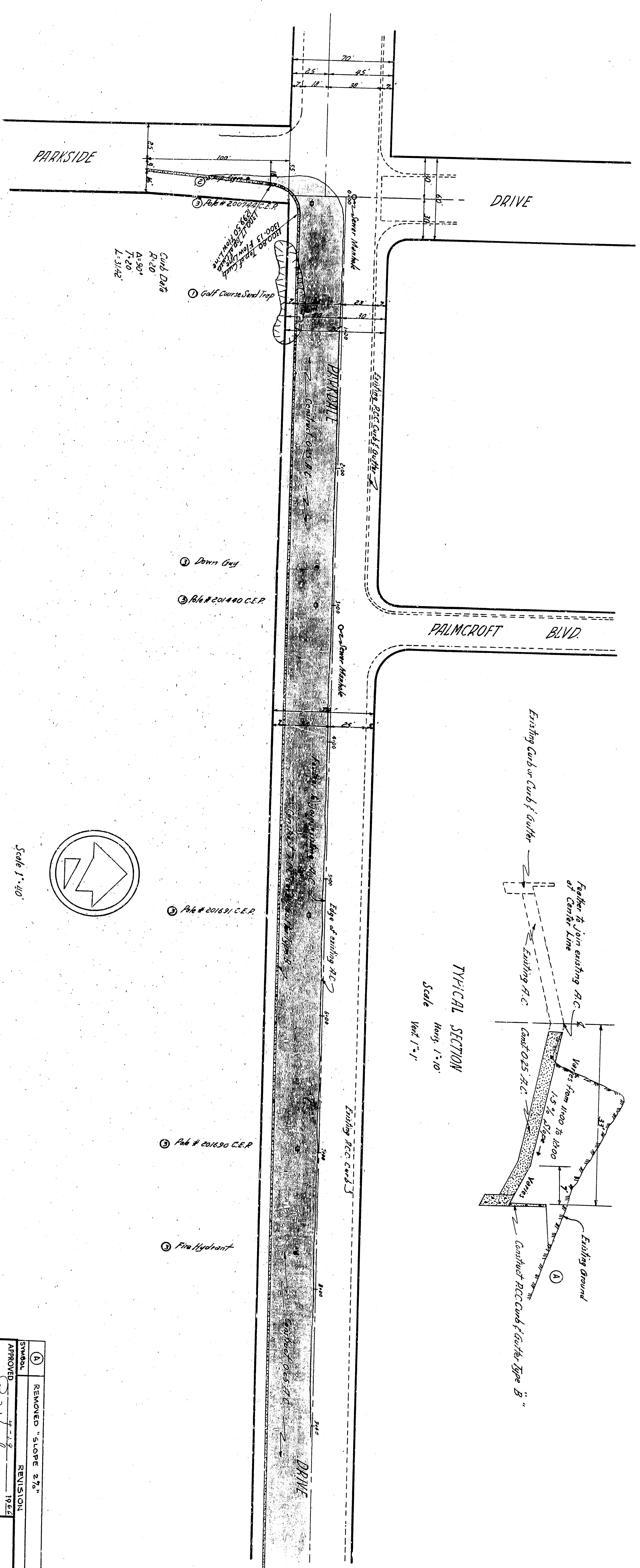
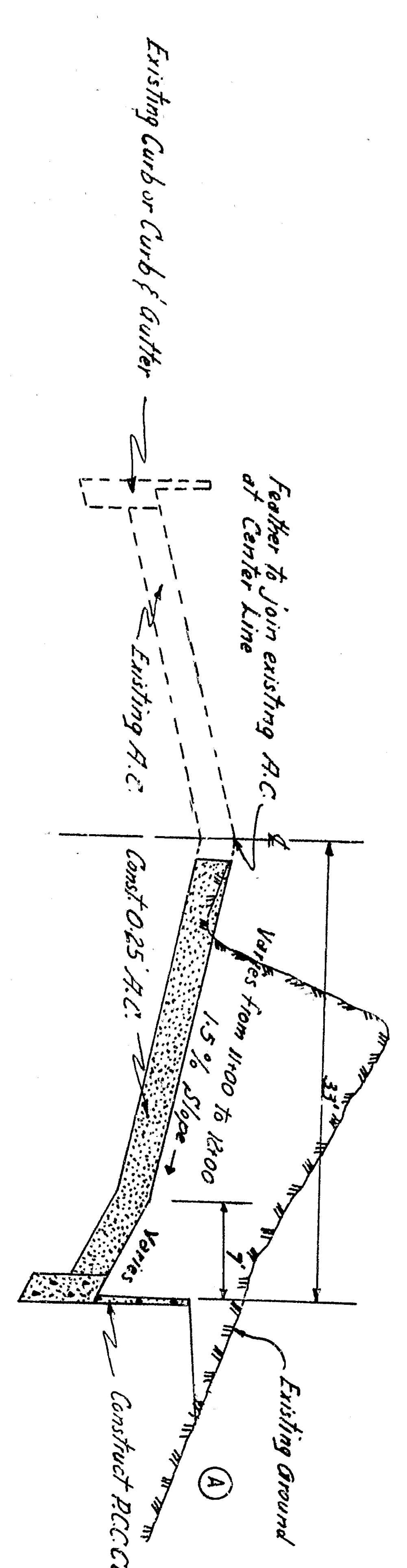
EL 1310.00

EL 1300.00

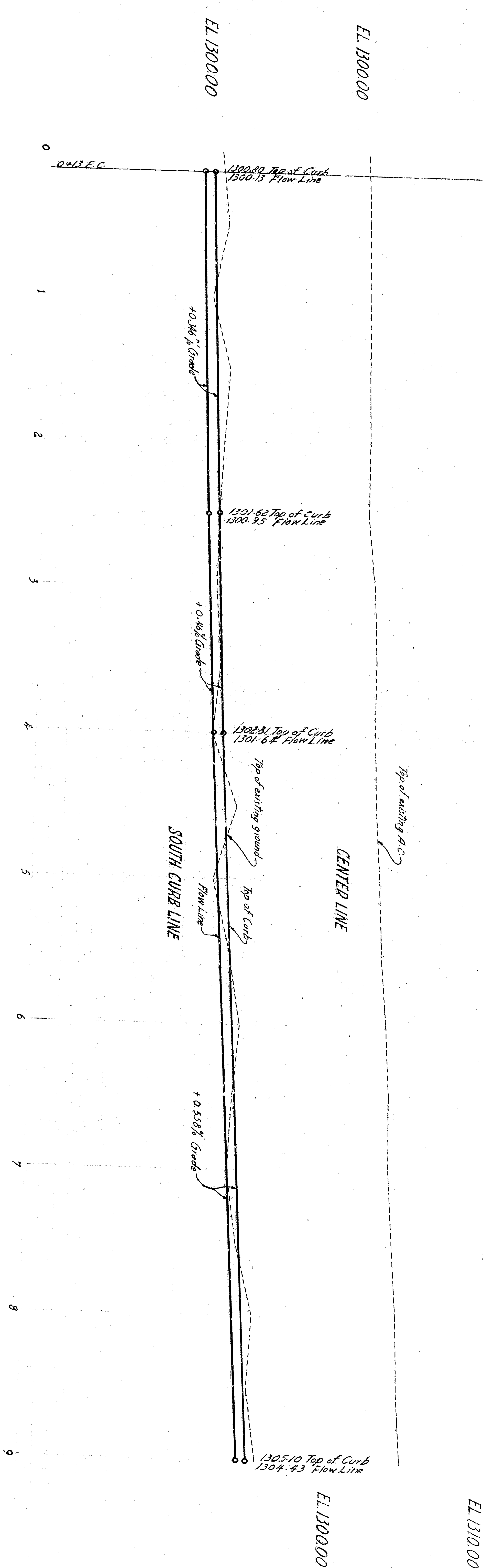
GENERAL NOTES

1. All work submitted on these plans shall be done in conformity with applicable provisions of Standard Specifications No. 221 and Standard Drawing No. 212 on file in the Office of the City Engineer.
2. Observations (Markings on Plans) as directed by Engineer.
3. To be removed and replaced under this Contract.
4. Section on Street Signs shall be concrete which conform to Section 20 of Specifications No. 227.
5. To be removed or replaced by others.
6. When the Contract does not include a contract pay item for furnishing and applying water and under otherwise provided in the special provisions, full compensation for furnishing and applying water shall be included in the price paid for other contract items of work and no additional compensation shall be allowed therefor.
7. Bench Mark.
8. Same With Corner of Parkside Dr. & Parkside Dr. EL 1301.35 M.S.L.

PROFILE
 HORIZ. 1"=40'
 VERT. 1"=4'



REVISION	REMOVED "SLOPE 2%"
APPROVED	C.E.P.
REGISTERED CIVIL ENGINEER NO. 36553	1924
DRAWING NO. DRAWN BY	3719
CHECKED BY	RECOMMENDED BY
CITY OF SAN BERNARDINO	
DEPARTMENT OF ENGINEERING	
PARKSIDE DRIVE	
Between Parkside Drive and Valencia Avenue	
Parkside Drive and a Part of 1981' South	
Curb, Sidewalk and Driveway	



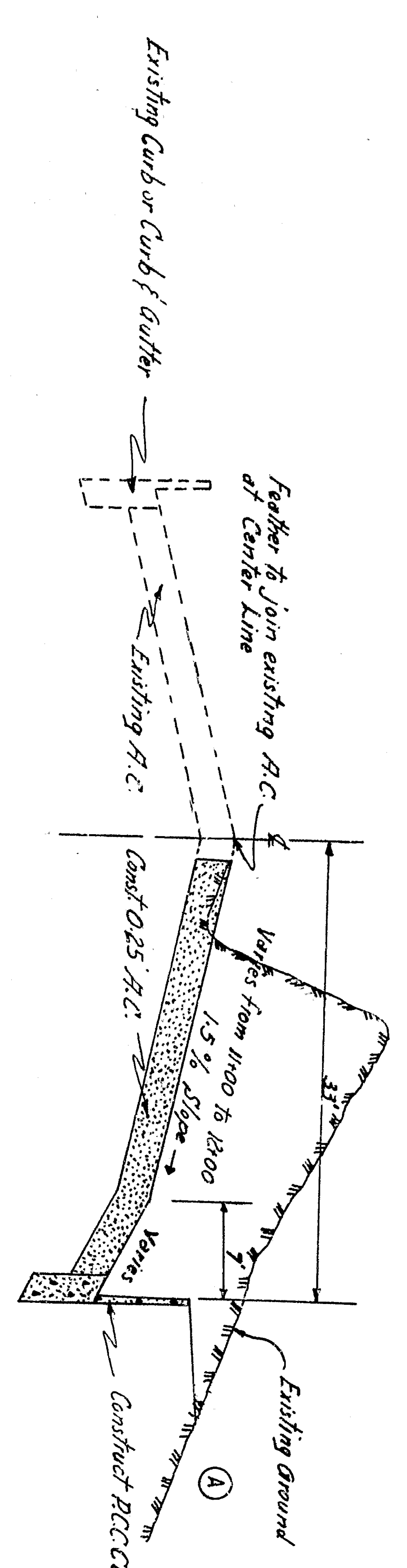
EL 1300.00

EL 1300.00

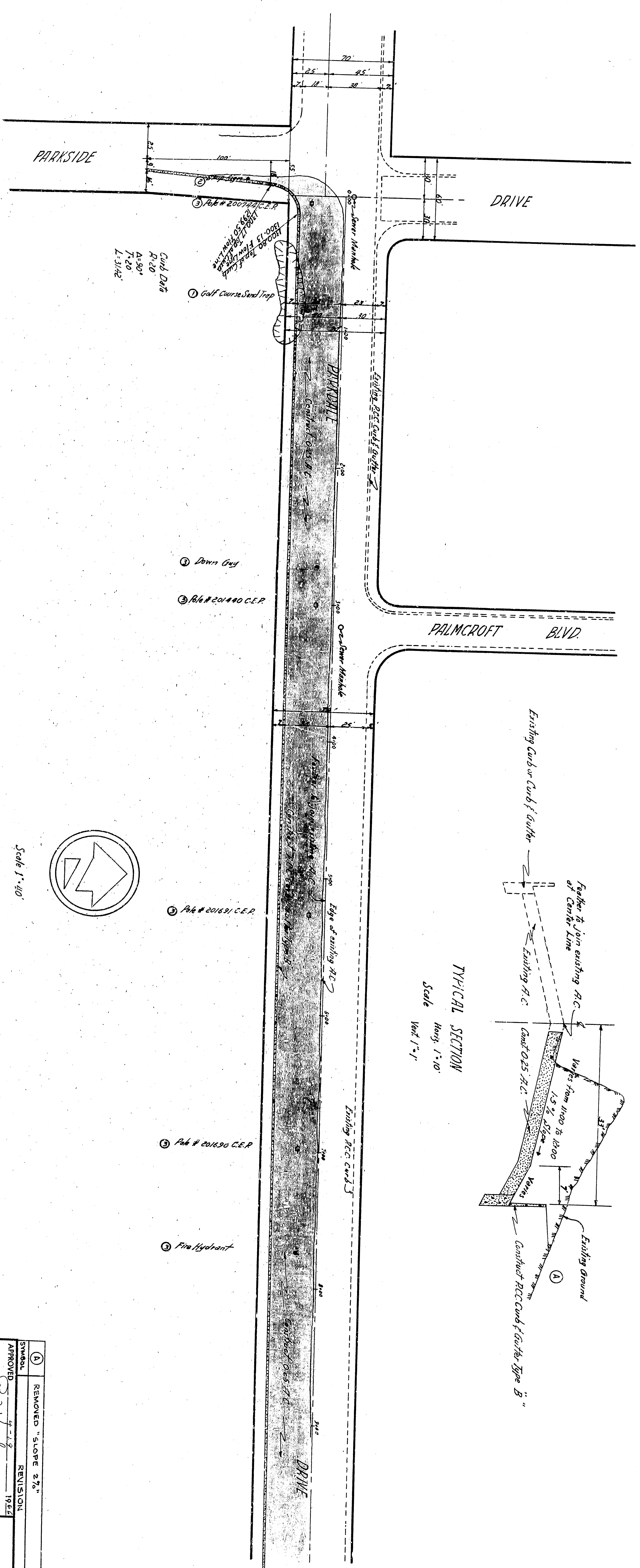
GENERAL NOTES

1. All work submitted on these plans shall be done in conformity with applicable provisions of Standard Specifications No. 221 and Standard Drawing No. 212 on file in the Office of the City Engineer.
2. Observations (Markings on Plans) as directed by Engineer.
3. To be removed and replaced under this Contract.
4. To be removed or replaced by others.
5. When the Contract does not include a contract pay item for furnishing and applying water, full compensation for furnishing and applying water shall be included in the price paid for other contract items of work and no additional compensation shall be allowed therefor.
6. Bench Mark.
7. Same as the Corner of Parkside Dr. & Parkside Dr. EL 1301.35 M.S.L.

PROFILE
 HORIZ. 1"=40'
 VERT. 1"=4'



TYPICAL SECTION
 HORIZ. 1"=40'
 VERT. 1"=4'



Scale 1"=40'

REVISION	REMOVED "SLOPE 2%"
APPROVED	1924
REGISTERED CIVIL ENGINEER NO. 36553	
DRAWING NO. DRAWN BY	
3719	
CHECKED BY	
4 SHEETS	RECOMMENDED
CITY OF SAN BERNARDINO	
DEPARTMENT OF ENGINEERING	
PARKSIDE DRIVE	
Between Parkside Drive and Valencia Avenue	
Parkside Drive and a Part of 1981' South	
Curb, Middle and Right	